

BETHEL PUBLIC SCHOOLS

2008 - 2009 Student Calendar

Aug. 28 = State LID

1 = Labor Day

2 = First Day of School

17 = Late Arrival

A.M. Kindgtn. will attend - No P.M. Kindgtn.

10 = Statewide Inservice

15 = Late Arrival

P.M. Kindgtn. will attend - No A.M. Kindgtn.

20-24 = Elementary Conferences

(Early Dismissal for Elementary

- No 1/2 Day Kindergarten)

4 = End of Secondary 1st Quarter

7 = Secondary Rpt. Card Prep

10 = LID #2

11 = Veterans Day Observed

19 = Late Arrival

A.M. Kindgtn. will attend - No P.M. Kindgtn.

26 = Elementary Rpt. Card Prep

P.M. Kindgtn. will attend - No A.M. Kindgtn.

(Early Dismissal)

27-28 = Thanksgiving Break

1 = End 1st Elementary Trimester

10 = Late Arrival

A.M. Kindgtn. will attend - No P.M. Kindgtn.

Dec. 22-Jan. 2 = Winter Break

1 = New Year's Day

14 = Late Arrival

P.M. Kindgtn. will attend - No A.M. Kindgtn.

19 = Martin Luther King's Birthday

23 = Secondary Rpt. Card Prep

26 = End of Secondary 1st Semester

4 = Late Arrival

A.M. Kindgtn. will attend - No P.M. Kindgtn.

13 = Mid-Winter Break

16 = Presidents' Day

17 = LID #3

(6 = Decision for May 22 Snow Make-Up Day)

SEPTEMBER				
M	T	W	T	F
1	2	3	4	5
8	9	10	11	12
15	16	17	18	19
22	23	24	25	26
29	30			

OCTOBER				
M	T	W	T	F
		1	2	3
6	7	8	9	10
13	14	15	16	17
20	21	22	23	24
27	28	29	30	31

NOVEMBER				
M	T	W	T	F
3	4	5	6	7
10	11	12	13	14
17	18	19	20	21
24	25	26	27	28

DECEMBER				
M	T	W	T	F
1	2	3	4	5
8	9	10	11	12
15	16	17	18	19
22	23	24	25	26
29	30	31		

JANUARY				
M	T	W	T	F
			1	2
5	6	7	8	9
12	13	14	15	16
19	20	21	22	23
26	27	28	29	30

FEBRUARY				
M	T	W	T	F
2	3	4	5	6
9	10	11	12	13
16	17	18	19	20
23	24	25	26	27

MARCH				
M	T	W	T	F
2	3	4	5	6
9	10	11	12	13
16	17	18	19	20
23	24	25	26	27
30	31			

APRIL				
M	T	W	T	F
		1	2	3
6	7	8	9	10
13	14	15	16	17
20	21	22	23	24
27	28	29	30	

MAY				
M	T	W	T	F
				1
4	5	6	7	8
11	12	13	14	15
18	19	20	21	22
25	26	27	28	29

JUNE				
M	T	W	T	F
1	2	3	4	5
8	9	10	11	12
15	16	17	18	19
22	23	24	25	26
29	30			

JULY				
M	T	W	T	F
		1	2	3
6	7	8	9	10
13	14	15	16	17
20	21	22	23	24
27	28	29	30	31

AUGUST				
M	T	W	T	F
3	4	5	6	7
10	11	12	13	14
17	18	19	20	21
24	25	26	27	28
31				

6 = Elementary Rpt. Card Prep
P.M. Kindgtn. will attend - No A.M. Kindgtn.
(Early Dismissal)

11 = Late Arrival

A.M. Kindgtn. will attend - No P.M. Kindgtn.

12 = End 2nd Elementary Trimester

16-19 = WASL Reading/Writing,
High School

23-27 = Elementary Conferences

(Early Dismissal for Elementary

- No 1/2 Day Kindergarten)

March 30 - April 3 = Spring Break

9 = End of Secondary 3rd Quarter

10 = Secondary Rpt. Card Prep

13-14 = WASL Math, High School

Apr. 13-May 1 = WASL, Grades 3-8

20-21 = WASL Science, High School

13 = Late Arrival

P.M. Kindgtn. will attend - No A.M. Kindgtn.

19-21 = Secondary Conferences

22 = No School or Snow Make-Up Day

25 = Memorial Day

26 = LID #4

29 = Elementary Rpt. Card Prep




A.M. Kindgtn. will attend - No P.M. Kindgtn.

(Early Dismissal)

15 = Last Day of School

P.M. Kindgtn. will attend - No A.M. Kindgtn.

- KEY -

-  Late Arrival
-  Early Dismissal for Elementary
-  Early Dismissal for Secondary
- LID = Learning Improvement Day
No School for Students
- Teal Numbers = No School

Elementary = Grades K-6

Secondary = Grades 7-12

Student Calendar = 178 school

Days for Students

For information about Bethel schools and transportation,
please visit our website at www.bethelsd.org